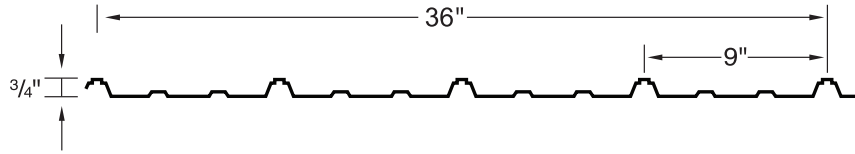
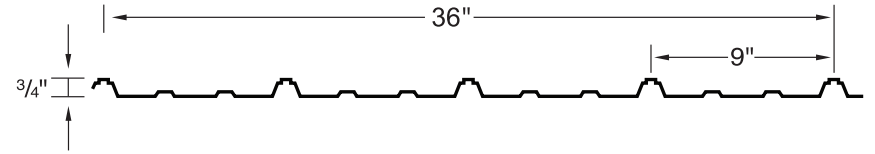


PANEL-LOC PLUS



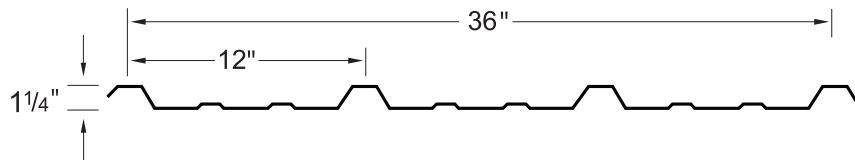
Panel-Loc Plus provides the same durable performance as Panel-Loc, plus an added striation on top of the rib that gives it even more strength. The standard of excellence in the industry, Panel-Loc Plus gives agricultural and light commercial projects the protection of steel with an attractive appearance. Available in 26- and 29-gauge.

PANEL-LOC PLUS



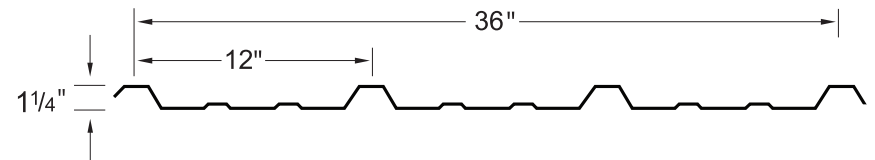
Panel-Loc Plus provides the same durable performance as Panel-Loc, plus an added striation on top of the rib that gives it even more strength. The standard of excellence in the industry, Panel-Loc Plus gives agricultural and light commercial projects the protection of steel with an attractive appearance. Available in 26- and 29-gauge.

R-LOC



Commonly referred to as R-panel, this 26-gauge commercial profile is an excellent choice for applications that require commercial grade performance. Available in 26-gauge.

R-LOC



Commonly referred to as R-panel, this 26-gauge commercial profile is an excellent choice for applications that require commercial grade performance. Available in 26-gauge.