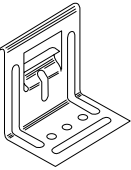
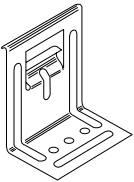
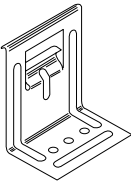
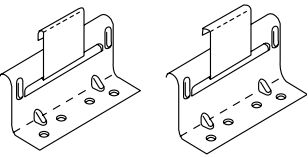
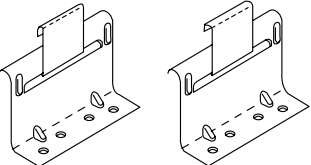
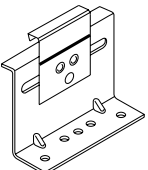
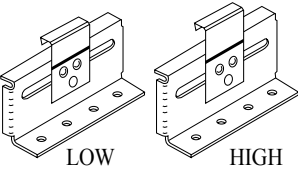
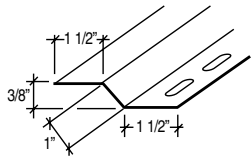
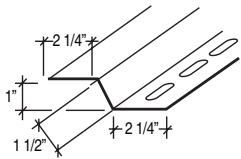
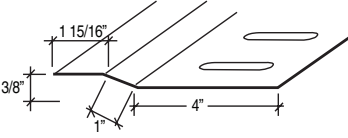
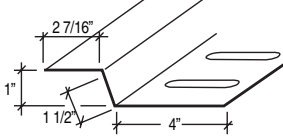
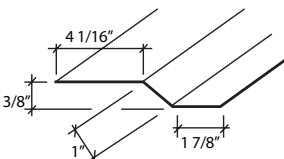
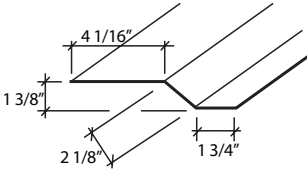


PRODUCTS

ITEM	PART #	SSR SYSTEM	HEIGHT	WEIGHT EACH
CLIP- LOW FIXED 	CL200	Central-Loc™	3 3/8"	.13 lbs.
Clip fasteners must be ordered separately.				
CLIP- HIGH FIXED 	CL204	Central-Loc™	4 3/8"	.24 lbs.
Clip fasteners must be ordered separately.				
CLIP- UTILITY 	CL208*	Central-Loc™	3"	.12 lbs.
For applications that do not require 3/8" clearance provided by the low and high clips. For use over solid substrate only. Clip fasteners must be ordered separately.				
CLIP - 2" LOW SLIDING 	CL2102 CSP2122*	Central-Loc™ Central Seam Plus™	3 3/8" 3 3/8"	.56 lbs. .56 lbs.
Central-Loc™ Central Seam Plus™	1 1/4" movement in each direction Specify SSR System. Clip fasteners must be ordered separately.			
CLIP - 2" HIGH SLIDING 	CL2104 CSP2124	Central-Loc™ Central Seam Plus™	4 3/8" 4 3/8"	.68 lbs. .68 lbs.
Central-Loc™ Central Seam Plus™	1 1/4" movement in each direction Specify SSR System. Clip fasteners must be ordered separately.			
CLIP - 2" STANDOFF, SLIDING 	CSP2129	Central Seam Plus™	5"	.30 lbs.
1 1/4" movement in each direction. Clip fasteners must be ordered separately.				
CLIP- 4" SLIDING 	CSP2126 CSP2128*	Central Seam Plus™ Central Seam Plus™	3 3/8" 4 3/8"	.55 lbs. .68 lbs.
LOW HIGH	2" movement in each direction Clip fasteners must be ordered separately.			

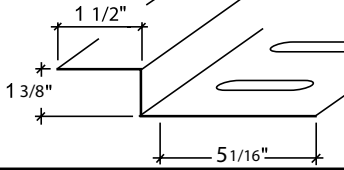
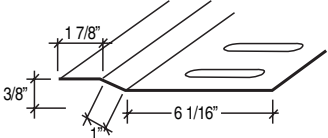
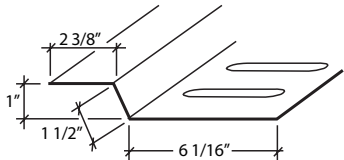
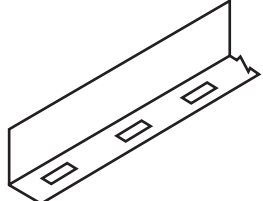
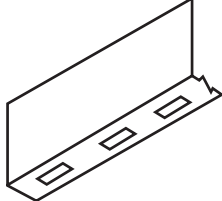
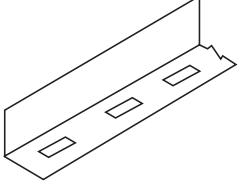
*Longer lead times may apply. Check with your salesperson for more information.

PRODUCTS

ITEM	PART #	SIZE	GAUGE	LENGTH	FINISH	WEIGHT EACH
EAVE PLATE - LOW 	CL7600	1 1/2"x 3/8"x1 1/2"	14	8'0"	Red Oxide	7.20 lbs.
Use on all SSR Systems. Optional - Use with Low Clips.						
EAVE PLATE - HIGH 	CL7616	2 1/4"x 1"x2 1/4"	14	8'0"	Red Oxide	7.75 lbs.
Use on all SSR Systems. Mandatory - Use with High Clips.						
FLOATING EAVE PLATE - LOW 	CL7617	1 5/16"x 3/8"x 4"	14	8'0"	Red Oxide	13.65 lbs.
Use on all SSR Systems. Use at eave when attaching panels to substructure at mid-point. Use with 8 x 5 x 5 Eave Strut.						
FLOATING EAVE PLATE - HIGH 	CL7618	2 7/16"x 1"x 4"	14	8'0"	Red Oxide	15.62 lbs.
Use on all SSR Systems. Use at eave when attaching panels to substructure at mid-point. Use with 8 x 5 x 5 Eave Strut.						
MID-SLOPE FIXED PLATE - LOW 	CL2995*	4 1/16"x 3/8"x 1 7/8"	14	8'0"	Red Oxide	5.76 lbs.
	CL7630*	4 1/16"x 3/8"x 1 7/8"	14	10'0"	Red Oxide	7.20 lbs.
	CL7631*	4 1/16"x 3/8"x 1 7/8"	14	20'0"	Red Oxide	14.40 lbs.
Use on all SSR Systems. Use at mid-point endlap when attaching panels to substructure at mid-point.						
MID-SLOPE FIXED PLATE - HIGH 	CL7636*	4 1/16"x 1 3/8"x 1 3/4"	14	6'0"	Red Oxide	11.72 lbs.
	CL7634*	4 1/16"x 1 3/8"x 1 3/4"	14	10'0"	Red Oxide	8.40 lbs.
	CL7635*	4 1/16"x 1 3/8"x 1 3/4"	14	20'0"	Red Oxide	16.80 lbs.
Use on all SSR Systems. Use at mid-point endlap when attaching panels to substructure at mid-point.						

*Longer lead times may apply. Check with your salesperson for more information.


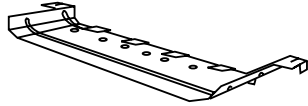
PRODUCTS

ITEM	PART #	SIZE	GAUGE	LENGTH	FINISH	WEIGHT EACH
FLOATING EAVE PLATE -HIGH 	CL7655*	2 1/8"x 1 3/8"x 4"	14	8'0"	Red Oxide	15.62 lbs.
Use on all SSR Systems. Use at high side of roof curb to provide floating support.						
4" FLOATING EAVE PLATE - LOW 	CL7628*	1 7/8"x 3/8"x 6 1/16"	14	8'0"	Red Oxide	7.20 lbs.
Use on all SSR Systems. Use at eave when attaching panels to substructure at mid-point. Use with 8 x 5 x 5 Eave Strut.						
4" FLOATING EAVE PLATE - HIGH 	CL7629*	2 3/8"x 1"x 6 1/16"	14	8'0"	Red Oxide	11.20 lbs.
Use on all SSR Systems. Use at eave when attaching panels to substructure at mid-point. Use with 8 x 5 x 5 Eave Strut.						
RAKE SUPPORT-LOW 	CL7710	3 3/8" x 2 1/2"	14	20'0"	Red Oxide	31.00 lbs.
Use on all SSR Systems. Use with Low Clips.						
RAKE SUPPORT- HIGH 	CL7720	4 3/8" x 1 1/2"	14	20'0"	Red Oxide	31.00 lbs.
Use on all SSR Systems. Use with High Clips.						
RAKE SUPPORT - UTILITY 	CL7722*	3"x2 7/8"	14	20'0"	Red Oxide	31.00 lbs.
Use with Central-Loc™ system. Use with Utility Clips.						

*Longer lead times may apply. Check with your salesperson for more information.

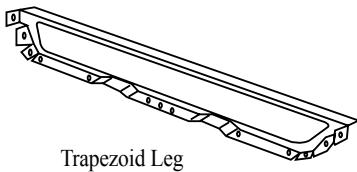
PRODUCTS

ITEM	PART #	SIZE	GAUGE	LENGTH	FINISH	WEIGHT EACH
BACK UP PLATE	CL7760*	24"	16		Red Oxide	3.01 lbs.
- MODIFIED	CL7742*	18"	16		Red Oxide	3.00 lbs.



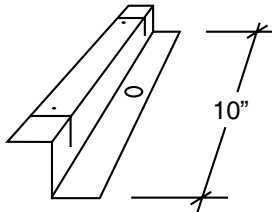
Use on all SSR Systems.
UL90 rated over solid substrate.
Open framing voids UL90 rating.

OUTSIDE CLOSURE	CL430(color)	24"	24	Galvalume	.81 lbs.
			24*	CentralGuard™	.81 lbs.
			24*	Kynar 500®/ Hylar 5000®	.81 lbs.
	CL432(color)	18"	24	Galvalume	.65 lbs.
			24*	CentralGuard™	.65 lbs.
			24*	Kynar 500®/ Hylar 5000®	.65 lbs.



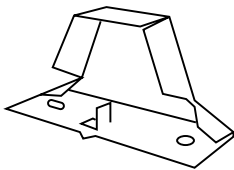
Painted closures will have longer lead times.

ITEM	PART #	DIM. "A"	LENGTH	GIRTH	ROOF SLOPE	WEIGHT EACH
GUTTER STRAP	CL246	N/A	10"	2 1/4"	N/A	.30 lbs.

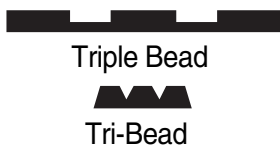


18 gauge material. Longer lead times may apply.
Contact sales representative for more information.
Use with SS-240A/B/F, SS-241A/B/F, SS-247A/B/H or SS-248A/B/H Sculptured Gutter.
Use with SS-730A/B, SS-732A/B, SS-752A/B or SS-754A/B Style Gutter.

ITEM	PART #	SIZE	GAUGE	FINISH	WEIGHT EACH
METAL INSIDE CLOSURE	CL426	3/4"	18	Galvalume	.22 lbs.



ITEM	PART #	TYPE	WIDTH	THICK-NESS	LENGTH	CARTON QTY	CARTON WEIGHT
TAPE SEALER	CL502A	Triple Bead	2 1/2"	3/16"	20'	6 rolls	23.0 lbs.
	CL504A	Tri-Bead	7/8"	3/16"	25'	8 rolls	20.0 lbs.



Tape sealer sold by carton only.

*Longer lead times may apply. Check with your salesperson for more information.

PRODUCTS

ITEM	PART #	TYPE	WIDTH	THICK- NESS	LENGTH	CARTON QTY	CARTON WEIGHT
------	--------	------	-------	----------------	--------	---------------	------------------

TAPE SEALER

CL512A

Minor Rib

1 3/8"

7/32"

4"

144 pcs.

10.0 lbs.



Use to fill voids at the minor ribs of panel for eave and valley conditions.
Tape sealer sold by carton only.

ITEM	PART #	WIDTH	THICK- NESS	LENGTH	MATERIAL	WEIGHT EACH
------	--------	-------	----------------	--------	----------	----------------

THERMAL SPACER

CL575

3"

1"

23 7/8"

Polystyrene

.08 lbs.

CL576

3"

5/8"

23 7/8"

Polystyrene

.07 lbs.

CL577

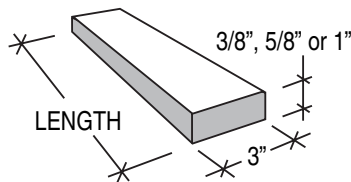
3"

3/8"

23 7/8"

Polystyrene

.06 lbs.



Specify SSR system.

ITEM	PART #	TYPE	COLOR	TUBE SIZE	CARTON SIZE	TUBE WEIGHT
------	--------	------	-------	--------------	----------------	----------------

TUBE SEALANT

GEOC

Tripolymer

Clear

10.3 oz.

24

.85 lbs.

GEOG

Tripolymer

Gray

10.3 oz.

24

.85 lbs.

GEOW

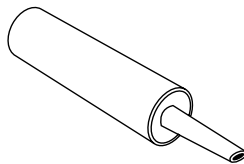
Tripolymer

White

10.3 oz.

24

.85 lbs.



25' per tube at 1/4" bead.

ITEM	PART #	SSR SYSTEM	MATERIAL	WEIGHT EACH
------	--------	------------	----------	----------------

WIND CLAMP

CL568*

Central-Loc™

Aluminum

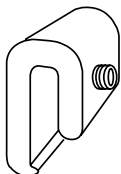
.10 lbs

CL569*

Central Seam Plus™

Aluminum

.10 lbs



Use at SSR clip locations to provide additional panel uplift capacity.
Clamp usage to be determined by a registered professional engineer.

ITEM	PART #	SSR SYSTEM	LENGTH	MATERIAL	WEIGHT EACH
------	--------	---------------	--------	----------	----------------

SPACER TOOL

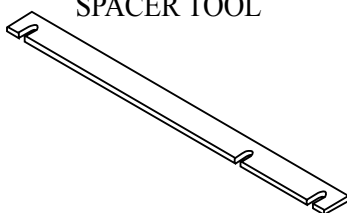
CL619

Central-Loc™

26"

Aluminum

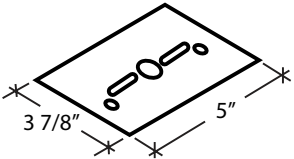
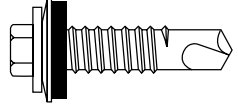
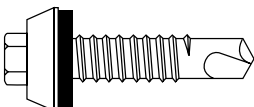
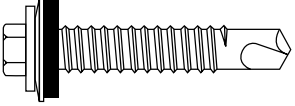

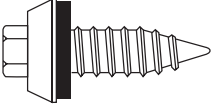
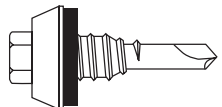
1.28 lbs.



*Longer lead times may apply. Check with your salesperson for more information.

PRODUCTS

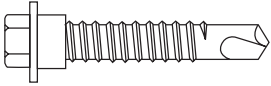
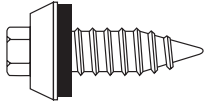

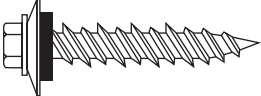
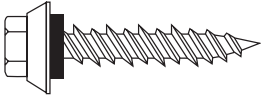
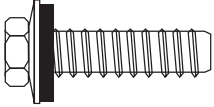

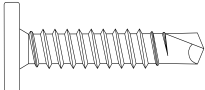
ALL FASTENERS SOLD IN QUANTITIES OF 250
UNLESS OTHERWISE SPECIFIED.

ITEM	PART #	SSR SYSTEM	GAUGE	FINISH	WEIGHT PER 100
BEARING PLATE	CL7500	BOTH	N/A	Red Oxide	.32 lbs.
		For use over rigid board insulation. Use with all clips. Longer lead times may apply. Contact sales representative for more information.			
ITEM	PART #	HEAD SIZE	TYPE	CARTON SIZE	CARTON WEIGHT
FASTENER #1	1FASTENER	5/16"	Driller	2,000	34.40 lbs.
 <p>1/4" - 14 x 1" Driller 5/16" Hex Washer Head w/ 5/8" O.D. Washer</p>		Clip to purlin with up to 4" insulation thickness Eave plate to eave strut Inside closure to eave plate or eave strut Rake support to purlin (Fixed System Only) Add \$25 paint set-up charge.			
FASTENER #1E	1EFASTENER	5/16"	Long Life Driller	2,000	45.40 lbs.
 <p>1/4" - 14 x 1 1/4" Long life driller 5/16" Hex Washer Head w/ Sealing Washer</p>		Panel to eave plate or eave strut Rake trim to roof panel Outslide Closure Endlap Add \$25 paint set-up charge.			
FASTENER #1F	1FFASTENER	5/16"	Driller	2,000	39.20 lbs.
 <p>1/4" - 14 x 1 1/2" Driller 5/16" Hex Head w/ 5/8" O.D. Washer</p>		Clip to purlin with over 4" insulation thickness Add \$25 paint set-up charge.			
FASTENER #2A	2AFASTENER	5/16"	Long Life AB	1,500	38.25 lbs.
 <p>17 x 1" Long life AB 5/16" Hex Washer Head w/ Sealing Washer</p>		Use in place of fasteners #1E and #4 at all strip-outs Add \$25 paint set-up charge.			
FASTENER #2B	2BFASTENER*	5/16"	Long Life AB	2,000	43.0 lbs.
 <p>1/4" - 14 x 1" Long life driller 5/16" Hex Washer Head w/ Sealing Washer</p>		Add \$25 paint set-up charge.			
FASTENER #4	4FASTENER*	5/16"	Long Life Lap TEK	2,000	38.40 lbs.
 <p>1/4" - 14 x 7/8" Long life lap TEK 5/16" Hex Washer Head w/ Sealing Washer</p>		Ridge and other flashing to outside closure Gutter to panel Gutter to strap Trim to trim connections Add \$25 paint set-up charge.			

*Longer lead times may apply. Check with your salesperson for more information.

PRODUCTS

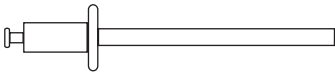





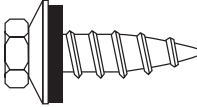
ALL FASTENERS SOLD IN QUANTITIES OF 250
UNLESS OTHERWISE SPECIFIED.

ITEM	PART #	HEAD SIZE	TYPE	CARTON SIZE	CARTON WEIGHT
 FASTENER #5 1/4" - 14 x 1 1/4" Shoulder TEK 5/16" Hex Washer Head	5FASTENER*	5/16"	Shoulder TEK	2,000	35.0 lbs.
					Rake support to purlin Floating eave plate to eave strut Add \$25 paint set-up charge.
 FASTENER #6 12 - 24 x 1 1/4" TEK 4.5 5/16" Hex Head w/ O.D. Washer	6FASTENER*	5/16"	TEK 4.5	2,500	41.25 lbs.
					Clip to bar joist Eave plate to beam Add \$25 paint set-up charge.
 FASTENER #7 1/4" - 20 x 1 1/4" Shoulder TEK 4 5/16" Hex Washer Head	7FASTENER*	5/16"	Shoulder TEK	2,000	36.60 lbs.
					Rake support to bar joist Floating eave plate to bar joist
 FASTENER #8 10 x 1 1/2" Woodgrip 1/4" Hex Washer Head w/ 1/2" O.D. Washer	8FASTENER*	1/4"	Woodgrip	2,500	26.75 lbs.
					Special application fastener For use on 2x4 lath and other solid wood deck (Not for use in plywood) Add \$25 paint set-up charge.
 FASTENER #9 10 x 1 1/2" Long life woodgrip 5/16" Hex Washer Head w/ Sealing Washer	9FASTENER*	5/16"	Long Life Woodgrip	2,000	36.60 lbs.
					Special application fastener For use on 2x4 lath and other solid wood deck (Not for use in plywood) Add \$25 paint set-up charge.
 FASTENER #10 1/4" - 14 x 1" Type B 3/8" Hex Washer Head w/ 5/8" O.D. Washer	10FASTENER*	3/8"	B	2,500	42.50 lbs.
					Special application fastener For use on structural steel up to 1/2" thick Requires pre-drilled hole Add \$25 paint set-up charge.
 FASTENER #11 1/4" x 1 1/4" Nail Drive Masonry Anchor	11FASTENER	N/A	Nail Drive	500	11.50 lbs.
					Special application fastener for use on masonry
 FASTENER #12 2/2 Quadrex	12FASTENER	2/2 Quadrex	Driller	5,000	34.50 lbs.
					Support plate to purlins at valley and hip conditions Rake angle to purlins

*Longer lead times may apply. Check with your salesperson for more information.

PRODUCTS

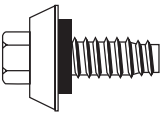
ALL FASTENERS SOLD IN QUANTITIES OF 250
UNLESS OTHERWISE SPECIFIED.

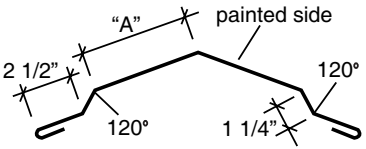
ITEM	PART #	HEAD SIZE	TYPE	CARTON SIZE	CARTON WEIGHT
FASTENER #14  1/8" x 0.337" Pop Rivet	14FASTENER	Stainless Steel		5,000	15.0 lbs. Gutter strap to snow gutter Add \$25 paint set-up charge.
FASTENER #14A  1/8" x 0.525" Pop Rivet	14AFASTENER	Stainless Steel		5,000	16.0 lbs. Snow gutter to eave plate Outside closure to back-up angle at hip condition Add \$25 paint set-up charge.
FASTENER #209  14 x 2" Deck Screw #3 Phillips Truss Head	209FASTENER*	#3 Phillips	Driller	1,000	18.60 lbs. 18 gauge maximum drilling thickness.
FASTENER #210  14 x 3" Deck Screw #3 Phillips Truss Head	210FASTENER*	5/16"	Long Life	2,500	44.75 lbs. 18 gauge maximum drilling thickness.
FASTENER #211  14 x 4" Deck Screw #3 Phillips Truss Head	211FASTENER*	#3 Phillips	Driller	1,000	29.30 lbs. 18 gauge maximum drilling thickness.
FASTENER #15D  14 x 6" Deck Screw #3 Phillips Truss Head	15DFASTENER*	#3 Phillips	Driller	1,000	46.10 lbs.
FASTENER #18  14 x 1" Type A 5/16" Hex Washer Head w/ 5/8" O.D. Washer	18FASTENER*	5/16"	A	2,500	39.25 lbs. Add \$25 paint set-up charge.

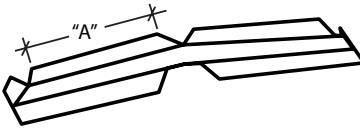
*Longer lead times may apply. Check with your salesperson for more information.

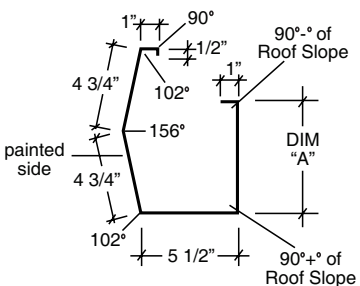
PRODUCTS

ALL FASTENERS SOLD IN QUANTITIES OF 250
UNLESS OTHERWISE SPECIFIED.

ITEM	PART #	HEAD SIZE	TYPE	CARTON SIZE	CARTON WEIGHT
FASTENER #46	46FASTENER*	5/16"	B	2,500	60.0 lbs.
 <p>1/4" - 14 x 5/8" Long life Type B 5/16" Hex Washer Head w/ Sealing Washer</p> <p style="text-align: right;">Special application fastener Endlap over solid deck or rigid insulation Use with pre-punched only Use on all SSR Systems with endlaps over solid substrate.</p>					

ITEM	PART #	DIM. "A"	LENGTH	GIRTH	ROOF SLOPE
RIDGE FLASHING - FLOATING 	SS200(color)	3 1/2"	10'2"	15 1/2"	1/4-2 1/2:12
	SS202(color)	4 1/2"	10'2"	17 1/2"	2 9/16-4:12
	SS213(color)	6 1/2"	10'2"	21 1/2"	1/4-2 1/2:12
	SS214(color)	7 1/2"	10'2"	23 1/2"	2 9/16-4:12
<p style="text-align: right;">Specify roof slope. Use without ventilator - 24" peak purlin spacing. All trims available in 26 gauge only.</p>					

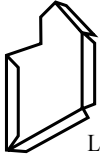
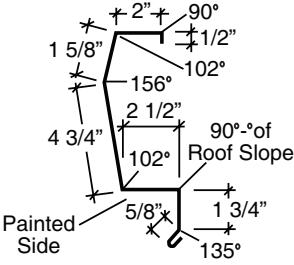
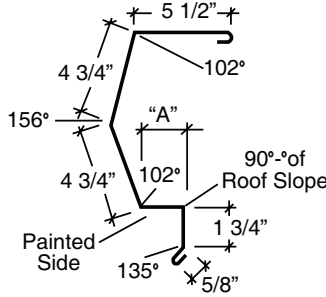
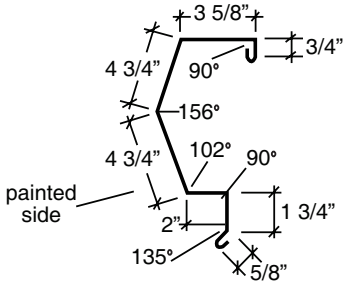
ITEM	PART #	DIM. "A"	USE WITH
RIDGE END CAP 	SS201(color)	3 1/2"	SS200
	SS203(color)	4 1/2"	SS202
	SS896(color)	6 1/2"	SS213
	SS897(color)	7 1/2"	SS214
Specify roof slope.			

ITEM	PART #	DIM. "A"	LENGTH	GIRTH	ROOF SLOPE
SCULPTURED GUTTER 	SS240A(color)	6 5/16"	10'2"	23 13/16"	1/4-4:12
	SS240B(color)	6 15/16"	10'2"	24 7/16"	4 1/16-6:12
	SS241A(color)	6 5/16"	20'4"	23 13/16"	1/4-4:12
	SS241B(color)	6 15/16"	20'4"	24 7/16"	4 1/16-6:12
Specify roof slope. Use in installations where eave plates are not used.					

*Longer lead times may apply. Check with your salesperson for more information.

PRODUCTS

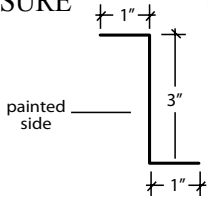
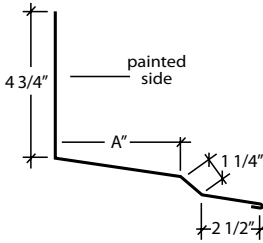
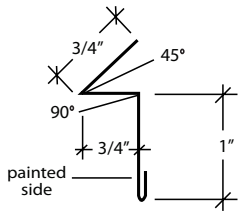
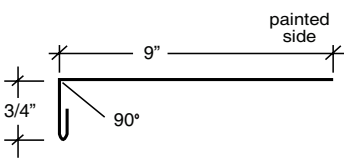
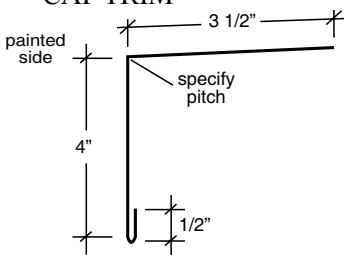
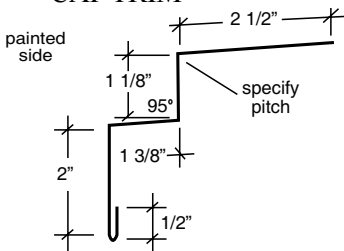
ALL TRIMS AVAILABLE IN 26 GAUGE ONLY.

ITEM	PART #	DIM. "A"	LENGTH	GIRTH	ROOF SLOPE
SCULPTURED GUTTER ENDS  Left and Right	SS245(color)	N/A	N/A	N/A	N/A
<p>Use with all sculptured or styled gutters. End caps will be made to fit gutter ordered. Specify left or right. Specify gutter part number.</p>					
SCULPTURED EAVE TRIM  Painted Side	SS250(color) SS251(color)	N/A N/A	10'2" 20'4"	14 1/4" 14 1/4"	N/A N/A
<p>Specify roof slope. Specify open hem when using with SS338 Continuous Cleat.</p>					
SCULPTURED HIGH SIDE EAVE TRIM  Painted Side	SS265(color) SS265B(color) SS266(color) SS266B(color)	2" 3 11/16" 2" 3 11/16"	10'2" 10'2" 20'4" 20'4"	20 3/8" 22 1/16" 20 3/8" 22 1/16"	1/4-1 3/4:12 1 3/4-4:12 1/4-1 3/4:12 1 3/4-4:12
<p>Specify roof slope.</p>					
SCULPTURED RAKE TRIM  Painted Side	SS110(color) SS111(color)	N/A N/A	10'2" 20'4"	19 1/4" 19 1/4"	N/A N/A

*Longer lead times may apply. Check with your salesperson for more information.

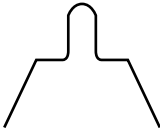
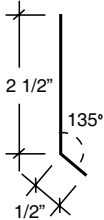
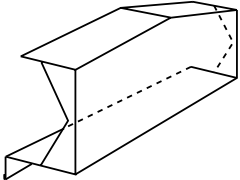
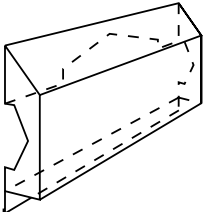
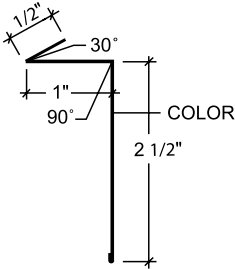
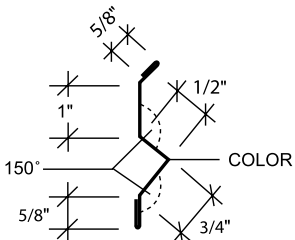
PRODUCTS

ALL TRIMS AVAILABLE IN 26 GAUGE ONLY.

ITEM	PART #	DIM. "A"	LENGTH	GIRTH	ROOF SLOPE
ZEE CLOSURE	SS360	3"	10'2"	5"	N/A
					
Use at hips. 24 gauge material.					
PARAPET HIGH SIDE EAVE	SS275	3.5"	10'2"	12.5"	N/A
FLASH - FLOATING	SS274	4.5"	10'2"	13.5"	N/A
					
Specify roof slope.					
RAKE SLIDE	SS115(color)	N/A	10'2"	2 3/4"	N/A
					
Use with floating SSR.					
VARIABLE TERMINATION	SS117(color)	N/A	10'2"	10 1/4"	N/A
					
BOX PANEL CAP TRIM	SS272(color)	N/A	10'2"	8"	N/A
					
OFFSET PANEL CAP TRIM	SS271(color)	N/A	10'2"	7 1/2"	N/A
					
Use with PBR panels.					

PRODUCTS

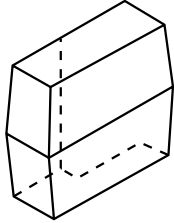
ALL TRIMS AVAILABLE IN 26 GAUGE ONLY.

ITEM	PART #	DIM. "A"	LENGTH	GIRTH	ROOF SLOPE
REPAIR CAP	CL1210	N/A	10'3"	N/A	N/A
 <p>Made from .060" extruded aluminum. Use with Central Seam Plus™ roof system. Longer lead times may apply depending on color. Contact sales representative for more information.</p>					
CONTINUOUS CLEAT	SS338(color)	N/A	10'2"	3"	N/A
					
FIXED PEAK BOX	SS120(color) SS121(color)	N/A N/A	1'6" 2'6"	21" 21"	1/2-6:12 1/2-3 3/4:12
 <p>Specify roof slope. Use with Central-Loc™ roof system. Use with SS110 or SS111 sculptured rake trim.</p>					
FLOATING PEAK BOX	SS125(color) SS126(color)	N/A N/A	2'1" 2'6"	33 1/2" 37 1/4"	1/4-6:12 1/4-6:12
 <p>Specify roof slope. Use on all SSR Systems. Check with sales representative for lead times. Kit includes cinch angles and flexible membrane. Use with SS110 or SS111 sculptured rake trim.</p>					
COUNTERFLASH	SS341(color)	N/A	10'2"	4 1/2"	N/A
					
ALTERNATE COUNTERFLASH	SS343(color)	N/A	10'2"	4 1/2"	N/A
					

PRODUCTS

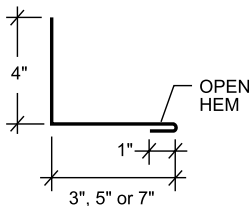
ALL TRIMS AVAILABLE IN 26 GAUGE ONLY.

ITEM	PART #	DIM. "A"	LENGTH	GIRTH	ROOF SLOPE
SCULPTURED RAKE END	SS134(color)	N/A	N/A	N/A	N/A



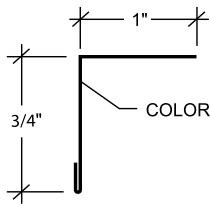
Use with all SSR Systems.
Use with SS110 Sculptured Rake Trim.
Specify left or right.

PARAPET RAKE FLASH	SS285(color)	3"	10'2"	8"	N/A
	SS286(color)	5"	10'2"	10"	N/A
	SS287(color)	7"	10'2"	12"	N/A

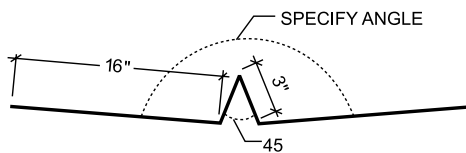


Use with all SSR Systems.

PARAPET RAKE CLEAT	SS290(color)	3/4"	10'2"	2 1/4"	N/A
-----------------------	--------------	------	-------	--------	-----

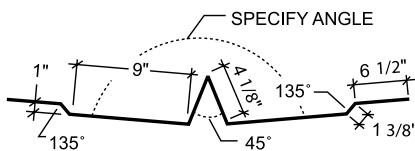


STANDARD LOW VALLEY Low/Utility System	SS700(color)	N/A	10'2"	38"	N/A
	SS702(color)	N/A	20'4"	38"	N/A



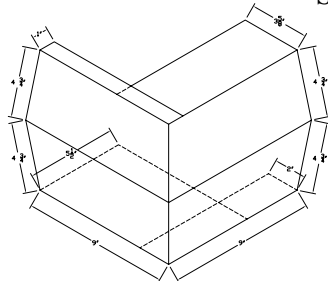
Use with all SSR Systems.
Specify roof slope or angle indicated in drawing.

STANDARD HIGH VALLEY High System	SS712(color)	N/A	10'2"	41 1/2"	N/A
-------------------------------------	--------------	-----	-------	---------	-----



Use with all SSR Systems.
Specify roof slope or angle indicated in drawing.

OUTSIDE CORNER BOX	SS230(color)	N/A	18"	16"	N/A
--------------------	--------------	-----	-----	-----	-----



Specify roof slope.