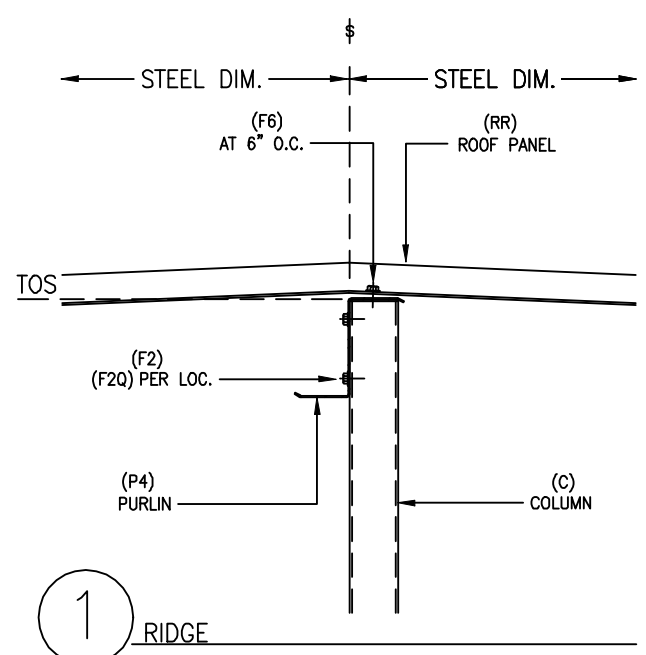
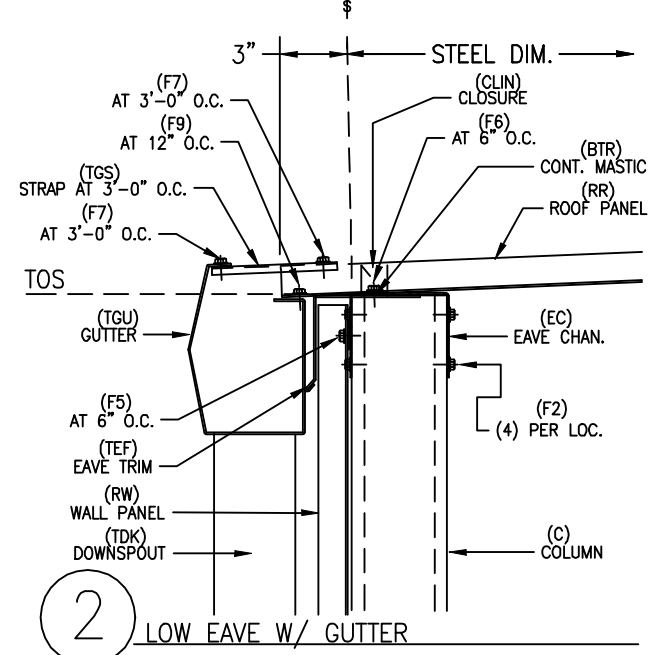
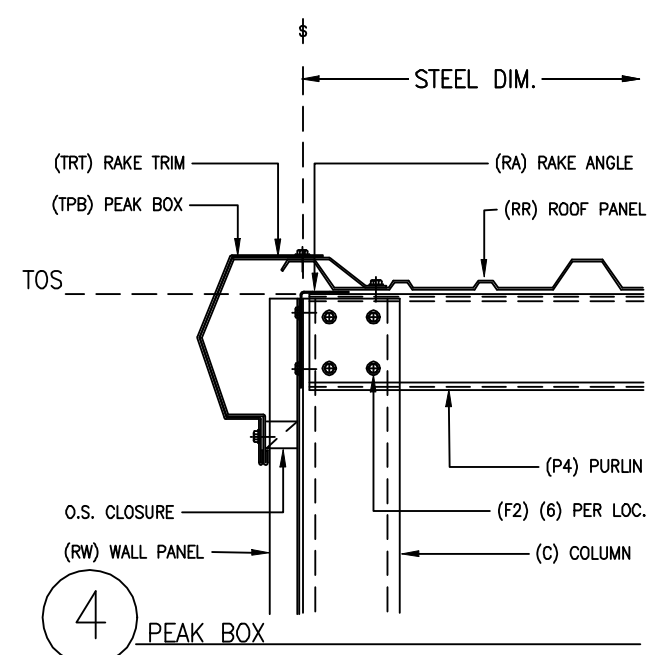
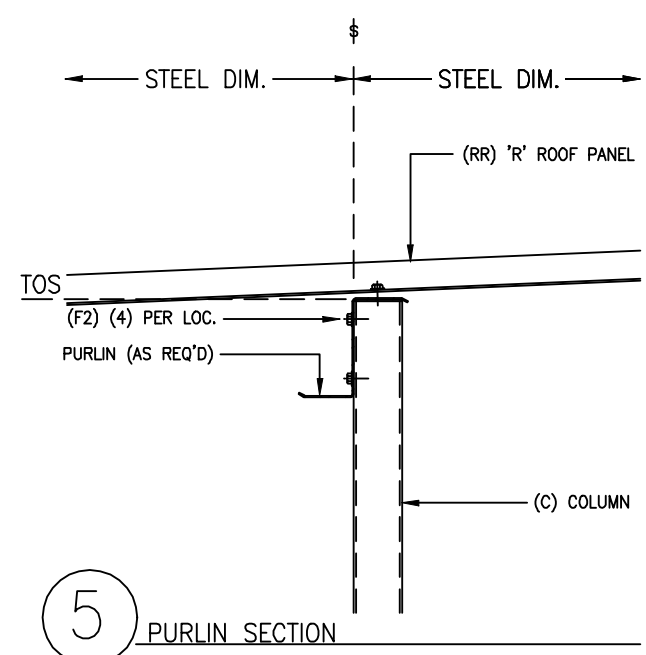
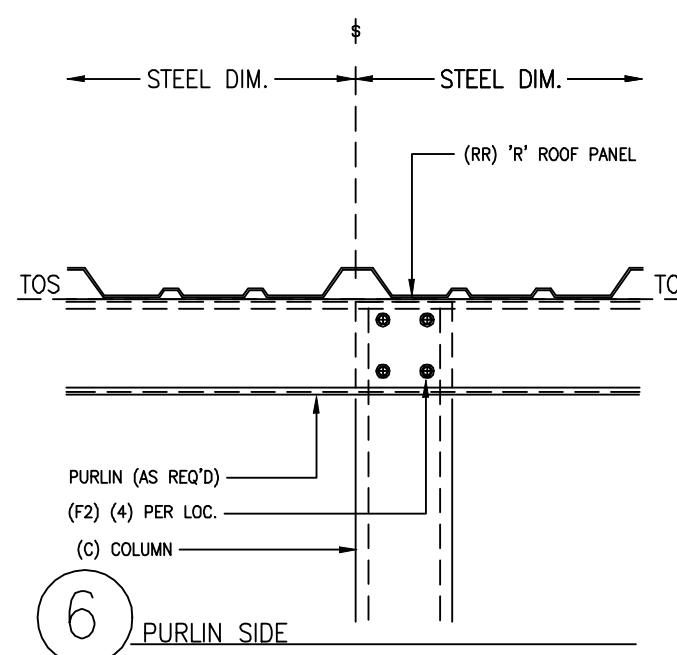
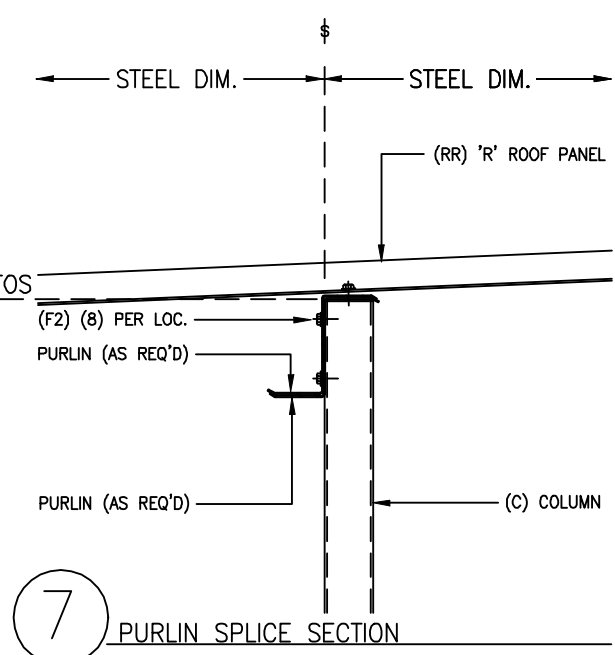
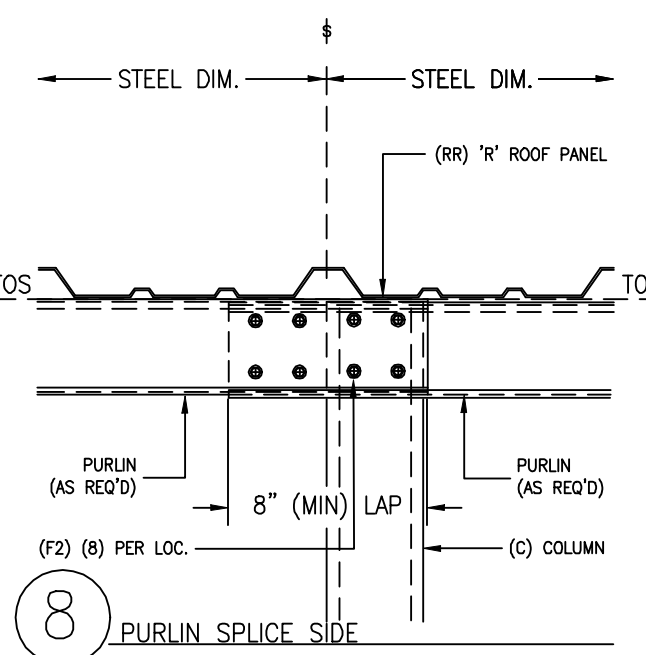


**BLDG A
ROOF PLAN**
SCALE 1/8" = 1'-0"



STRUCTURAL SCHEDULE

(BA)	8421BR 4 X 3 X 1/2 X 16GA ANGLE (8.9)	FLOOR BASE ANGLE
(BC)	14251BR 4 X 1/8 X 2 7/8 X 16GA CHANNEL (9.9)	FLOOR BASE CHANNEL
(BD)	C421BR 4 X 2 X 16GA CEE (8.9)	4" COLUMN
(BE)	C2521BR 6 X 2 1/2 X 16GA CEE (11.9)	6" COLUMN
(BF)	C421BR 4 X 2 X 16GA CEE (8.9)	DOOR JAMB
(BG)	C4251BR 4 X 1/8 X 2 7/8 X 16GA CHANNEL (9.9)	EAVE CHANNEL
(BH)	E8431BR/20 3 X 6 X 4 X 16GA STRUT (13.9)	EAVE STRUT
(BI)	AS MANUFACTURED	FLOOR CLIP
(BJ)	C421BR 4 X 2 X 16GA CEE (8.9)	GIRT
(BK)	B421BR 4 X 2 X 16GA ANGLE (5.9)	HALL TOP ANGLE
(BL)	C421BR 4 X 2 X 16GA CEE (8.9)	DOOR HEAD REINFORCEMENT
(BM)	C8251BR 8 X 2 X 1/2 X 16GA CEE (11.9)	JACK RAFTER
(BN)	C1241BR 12 X 4 X 2 X 1/2 X 16GA CEE (20.9)	MULLION
(BO)	B421BR 4 X 2 X 16GA ANGLE (5.9)	MINI CLIP
(BP)	C2521BR 6 X 2 1/2 X 16GA CEE (11.9)	ROOF PURLIN
(BQ)	Z6251BR 2 1/2 X 8 X 2 1/2 X 16GA ZEE (13.9)	ROOF PURLIN
(BR)	B421BR 4 X 2 X 16GA ANGLE (5.9)	ROOF PURLIN
(BS)	B421BR 4 X 2 X 16GA ANGLE (5.9)	PARTITION ANGLE
(BT)	B421BR 4 X 2 X 16GA ANGLE (5.9)	RAKE ANGLE
(BU)	E8431BR/20 3 X 6 X 4 X 16GA STRUT (13.9)	ROOF STRUT

SHEETING SCHEDULE

(ML)	28GA M-LOC WALL PANEL
(RL)	28GA R-LOC WALL PANEL
(PL)	28GA PANEL-LOC WALL PANEL
(RR)	28GA R PANEL WALL PANEL
(RR)	28GA PBR ROOF PANEL
(RW)	28GA PBR WALL PANEL

FASTENER SCHEDULE

(F1)	CONC. EXP. ANCHOR (SIZE BY CUSTOMER)	BASE TO SLAB CONNECTIONS
(F2)	12 X 1 SD TEK (PLTD)	STRUCTURAL STEEL CONNECTIONS
(F3)	12 X 1 SD TEK (PLTD)	PARTITION SHEETING
(F4)	12 X 2 SD TEK (PLTD)	PARTITION ANGLE CONNECTIONS
(F5)	12 X 1 1/4 WASHER TEK(OR ZAK)(PTD)	EXTERIOR WALL SHEETING
(F6)	12 X 1 1/4 WASHER TEK(OR ZAK)(PTD)	ROOF SHEETING
(F7)	12 X 1 1/4 WASHER TEK(OR ZAK)(PTD)	EXTERIOR TRIM DRILLER
(F8)	14 X 7/8 WASHER TEK(OR ZAK)(PTD)	EXTERIOR WALL PANEL LAP
(F9)	14 X 7/8 WASHER TEK(OR ZAK)(PTD)	ROOF PANEL LAP
(F10)	14 X 7/8 WASHER TEK(OR ZAK)(PTD)	EXTERIOR TRIM LAP
(F11)	1/8 POP RIVET	EXTERIOR TRIM
(F12)	12 X 1 1/4 WASHER TEK(OR ZAK)(PTD)	INTERIOR WALL SHEETING
(F13)	12 X 1 1/4 WASHER TEK(OR ZAK)(PTD)	INTERIOR TRIM DRILLER
(F14)	14 X 7/8 WASHER TEK(OR ZAK)(PTD)	INTERIOR WALL PANEL LAP
(F15)	14 X 7/8 WASHER TEK(OR ZAK)(PTD)	INTERIOR TRIM LAP
(F16)	1/8 POP RIVET	INTERIOR TRIM

TRIM SCHEDULE

(BTR)	1" ROLL MASTIC	INSIDE CORNER BOX
(CLN)	R PANEL INSIDE FOAM CLOSURE	LOW RIS INSIDE CORNER TRIM
(CLOUT)	R PANEL INSIDE FOAM CLOSURE	DOOR JAMB TRIM
(GUT)	GUTTER SEAL	DOOR JAMB CAP
(IC)	R PANEL INSIDE CORNER TRIM	DOOR JAMB AND JAMB TRIM
(ICU)	R PANEL INSIDE CORNER TRIM	LOW RIS INSIDE CORNER TRIM
(TCM)	DOOR CORNER MULLION	DOOR MULLION COVER TRIM
(TKC)	DOWNSPOUT WITH KICK OUT	LOW RIS OUTSIDE CORNER TRIM
(TDS)	DOWNSPOUT STRAP	OUTSIDE CORNER BOX
(TEF)	EAVE FLASHING	RAKE TRIM
(TRC)	FORMED RIDGE CAP	RAKE TRIM END CAP
(TRC)	GUTTER END CAP	RAKE TRIM
(TSA)	GUTTER HANGER STRAP	HALL TOP TRIM
(TSS)	POST HUNG GUTTER	ROOF TIE IN TRIM
(THC)	DOOR HEAD COVER	ROOF STEP TRANSITION FLASHING
(THS)	HIGH EAVE TRIM	40Z TOUCH UP SPRAY PAINT

Central States Works
self-storage systems
By Central States Manufacturing

302 Jane Place, Lowell, AR 72745
(877)770-5206 fax (800)356-2971
www.centralstatesmfg.com

project: NEW STORAGE BUILDING PROJECT FOR:
NOT FOR CONSTRUCTION

customer: PRECONSTRUCTION REVIEW DRAWINGS

draft-ink
p.o. box 14888 springfield, mo. 65814-0888
417.887.0101 fax.888.8084

drawn	date	chkd	date
TVP	01.01.04		

sheet of
D05-06