

Horizon-Loc™

Trim Selection Tool



Unless otherwise noted, all trims are 26ga., hems are 1/2" closed, and all angles are 90° or 45°.

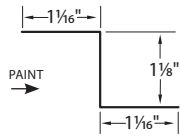
Trim subject to change. A current product guide with dimension, girth and pitch information can be found at centralstatesmfg.com/marketing-resources

*Specify pitch when ordering.

CONCEALED FASTENER TRIMS

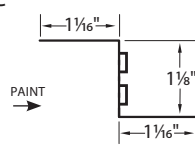
ZEE CLOSURE

HLZC



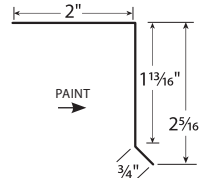
VENTED ZEE CLOSURE

HLVZC



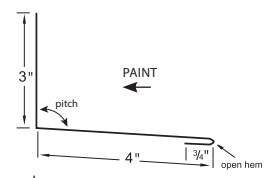
CLEAT

HLCL



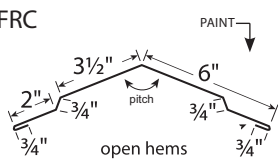
OPEN HEM SIDEWALL/ENDWALL*

CFSI



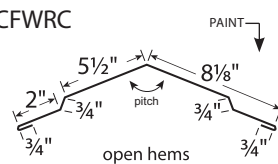
OPEN HEM RIDGECAP*

CFRC



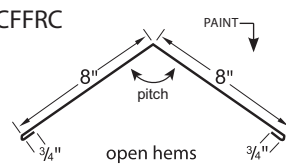
OPEN HEM WIDE RIDGECAP*

CFWRC



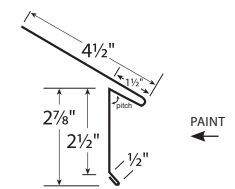
OPEN HEM FLAT RIDGECAP*

CFFRC



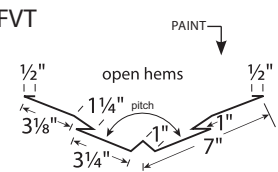
DRIP EDGE*

RDC



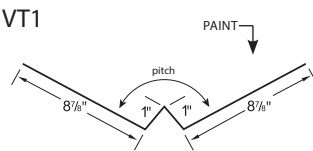
OPEN HEM VALLEY*

CFVT



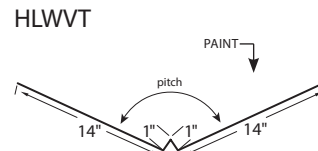
VALLEY*

VT1



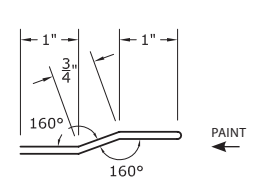
WIDE VALLEY*

HLWVT



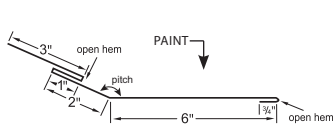
OPEN HEM VALLEY CLEAT

HLVC



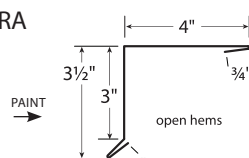
OPEN HEM GAMBREL*

CFGA



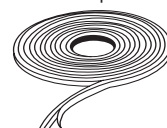
OPEN HEM RAKE

CFRA



BUTYL TAPE

BTL - 24-rolls per box.



Rolls per box may vary by location and vendor.

Length 45'. Width 3/4". Thickness 3/32".

SEALANT - 10.3 oz. tube

GEO(color) - clear, gray, white

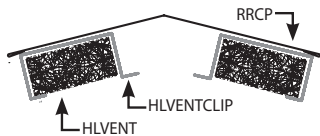
MRS10(color) - call for colors

MRS10CLEAR - clear



PROFILE RIDGE VENT

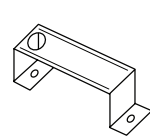
HLVENT - Net free area 31.7 sq.in/ft.



Length - 100'. Width - 3". Thickness - 1.375".

CLIP

HLVENTCLIP - 25 per box.



Use with HLVENT.

OUTSIDE CLOSURE

HLFCG - 100 per box.



Length - 1". Width - 15.75". Thickness - 1".

TOUCH UP PAINT

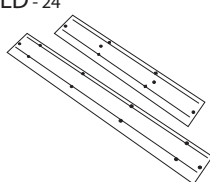
TP(color) - SMP, 0.6 oz. bottle w/brush.



FOLDING TOOL

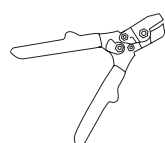
18 FOLD - 18"

24 FOLD - 24"



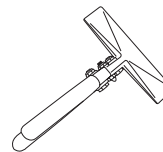
HAND NOTCHER

NOTCHER



HAND SEAMER

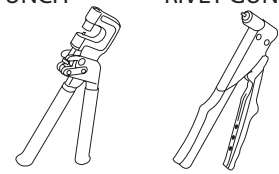
SEAMER - 6"



RIVET TOOLS

PUNCH

RIVET GUN



Horizon-Loc™

Trim Selection Tool



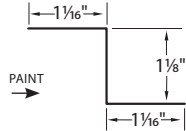
Unless otherwise noted, all trims are 26ga., hems are 1/2" closed, and all angles are 90° or 45°.

Trim subject to change. A current product guide with dimension, girth and pitch information can be found at centralstatesmfg.com/marketing-resources

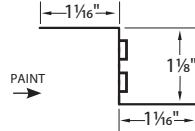
*Specify pitch when ordering.

EXPOSED FASTENER TRIMS

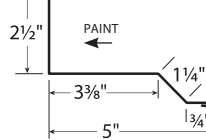
ZEE CLOSURE HLZC



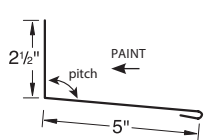
VENTED ZEE CLOSURE HLVZC



SIDEWALL TIE-IN HLSW

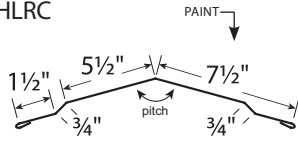


ENDWALL TIE-IN* HLEW



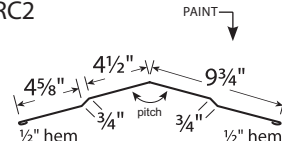
Use with zee closure

RIDGECAP* HLRC



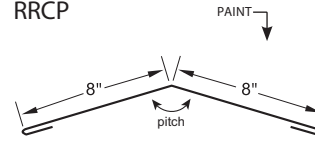
Use with zee closure

WIDE RIDGECAP* RC2



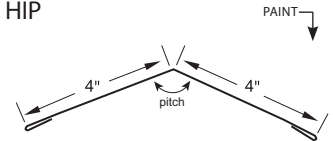
Use with zee closure

RESIDENTIAL RIDGECAP* RRCP



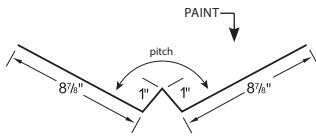
Use with zee closure

HIP CAP* HIP



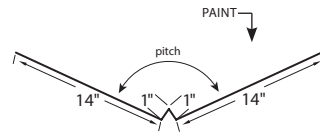
Use with zee closure

VALLEY* VT1



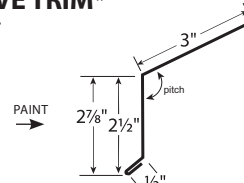
Optional valley cleat.

WIDE VALLEY* HLWVT

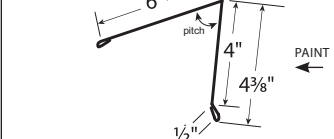


Optional valley cleat.

EAVE TRIM* RET

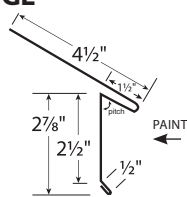


HIGH-SIDE EAVE TRIM* HLHS

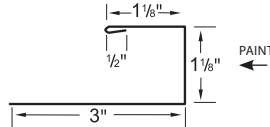


Use with zee closure

DRIP EDGE* RDC



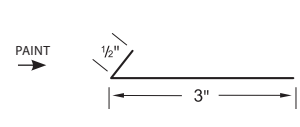
J-TRIM HLJT



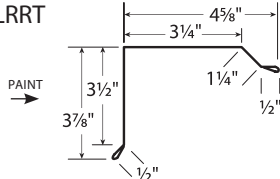
PANEL CAP HLPC



START/FINISH TRIM HLSF

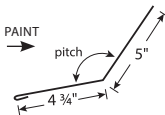


RAKE TRIM HLRRT

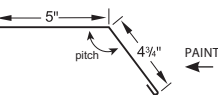


GAMBREL TRIM*

LOWER GTL



UPPER GTU



Use with valley cleat.

FASTENERS

Fastener color availability may vary by location, contact your sales consultant for details. Order fasteners in increments of 250 pieces.

TYPE	PART #	LENGTH	DIAMETER	HEAD	COLOR	#BAG
LOW PROFILE WAVER HEAD	1WFAST	1"	#10	#2 Square drive	galvanized	250
LOW PROFILE WAVER HEAD	112WFAST	1 1/2"	#10	#2 Square drive	Galvanized	250
METAL/WOOD	1(color)MW	1"	#10	1/4" Hex	all	250
METAL/WOOD	112(color)MW	1 1/2"	#10	1/4" Hex	all	250
METAL/WOOD	2(color)MW	2"	#10	1/4" Hex	all	250
METAL/WOOD STITCH	34(color)ST	3/4"	#12	1/4" Hex	all	250
METAL/METAL LAP	78(color)LAP	7/8"	#14	5/16" Hex	all	250
POP RIVET	POP(color)		1/8"		all	100